
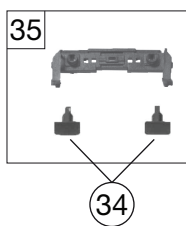

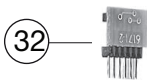






724501 BR 245		DB AG	=	N
Pos. Nr. Pos.no.	Beschreibung Description	Art.-Nr. Art.no.	Preisgruppe Price bracket	
1	LOKGEHÄUSE KPL. Body assembly complete	10724501	035	
2	FÜHRERSTAND -SATZ Driver's cab inset	12724501	019	
3	LICHTLEIT.-LICHTABDECK.-SATZ Light conductor & cover set	13724501	008	
4	ZUGHAKEN-BREMSKUPPLUNG-SATZ Coupling hook, break coupling set	19733001	012	
5	SIGNALHORN -SATZ Signal horn set	00197619	011	
6	GRIFSTANGEN -SATZ Hand rail set	19795300	008	
7	ANTENNEN-SATZ Antenna set	19795400	005	
8	TRITT SCHWARZ Treadle black	19795500	005	
9	SCHNEEPÄUMER-SATZ Snow plow set	22724501	012	
10	ZUGKRAFTANLENKUNG -SATZ Bogie linkage set	02273201	009	
11	KRAFTSTOFFTANK Reservoir	33724501	008	
12	KUKU-DECHSEL Short coupling reception	00387006	005	
13	FAHRGESTELLRAHMEN Chassis framework	40724501	019	
14	DREHGESTELLRAHMEN SCHWARZ Bogie framework black	41724501	011	
15	DECHSELABDECKUNG -SATZ Shaft cover plate - set	43724501	009	
16	DREHGESTELLBLOCK KPL. Bogie block complete	00457320	018	
17	MOTOR KPL. M.SCHWUNGMASSE U.KON Motor with flywheel, complete	00507356	030	
18	KOHLLENHALTER Brush holder	00507801	001	
19	ACHSE Axle	00527009	001	
20	ACHSE F. DREHGESTELLFESTIGUNG Bogie fixation pin	00527010	001	
21	RADSATZ KPL. O.N. Wheelset complete w/o traction tyre	00537067	015	
22	RADSATZ KPL. M.N. Wheelset complete with traction tyre	00537068	015	
23	HAFTREIFEN Traction tyre	00547002	001	
24	ZAHNRAD Z:13 SCHWARZ Gear wheel Z=13 black	00567149	006	
25	UNTERSETZUNGSGRAD 04/12/17 Reduction gear wheel	56718500	004	
26	SCHNECKE D=4MM L=8MM Worm gear D=4mm, L=8mm	00567604	006	
27	KONTAKTBLECH-SATZ Contacter sheet - set	61780300	007	



724501 BR 245		DB AG	=	N
Pos. Nr. Pos. no.	Beschreibung Description	Art.-Nr. Art. no.	Preisgruppe Price bracket	
28	LEITERPLATTE UNTEN KPL. MIT BUC Lower PCB, complete with socket	65720400	024	
29	LEITERPLATTE I OBEN KPL. Upper PCB I complete	65720500	018	
30	LEITERPLATTE II OBEN KPL. Upper PCB II complete	65720600	018	
31	LEITERPLATTE KPL. (LICHT) PCB complete (Light)	65720700	018	
32	SCHNITTST.BLINDSTECKER 6POL Jumper 6-pin	66401600	013	
33	SCHRAUBE M 1,6 X 4 Screw M 1,6 X 4	70900006	002	
34	PUFFER SCHWARZ Buffer black	75711900	004	
35	PUFFERTRÄGER KPL. Buffer beam complete	75724501	011	
36	RICHTFEDER F. DECHSEL L=15MM Straightening spring	00767008	001	
37	ERSATZ-SCHLEIFKOHLEN Carbon brushes set	6518	---	
38	STANDARD-STECKKUPPLUNG Standard clip-in coupling	9525	---	
39	PROFI-STECKKUPPLUNG Profi clip-in coupling	9545	---	